

EN Operating Instructions Security Information



Read the Operating Instructions carefully and show this information to other people who may use the fire extinguisher.

Familiarise yourself with how the fire extinguisher works before installation / assembly and be sure to follow the operating instructions before using it for the first time.

- The provisions given in the most recent version of the national regulations on the operation of fire extinguishers must be complied with as a matter of priority.
- Anyone who may use the fire extinguishers must be given appropriate instructions on how to use them and must be informed of the potential risks of using them incorrectly.
- Fire extinguishers should be kept out of the reach of young children!
- Each fire extinguisher should be used for the purpose indicated on the sticker or printed label on the fire extinguisher itself.
- Do not point the nozzle of the extinguisher directly at another person.
- Stay at least 1 metre away when putting out fires on electrical equipment. Only fire extinguishers which are suitable for extinguishing this type of fire, as indicated on the label, should be used.
- Only authorised persons with the appropriate specialist knowledge, and recognised maintenance companies, may open or service the fire extinguisher and they should always follow the latest maintenance instructions.
- The qualified maintenance technician should only use spare parts which are provided by the manufacturer and which meet the specifications on the basis of which the fire extinguisher is certified.
- If the plastic fire extinguisher fuse on the side of the fire extinguisher is missing, the extinguisher must be checked by authorised personnel to ensure it is functioning correctly.
- The lifetime of the extinguisher is determined by local legislation and based on the date of manufacture.
- Fire extinguishers with a pressure gauge: If the pressure reading is in the red area of the pressure gauge, the extinguisher should be checked by authorised personnel immediately.
- Pressurised container. Do not apply external forces to the extinguisher and do not open it.
- Damaged or corroded containers and components should only be taken apart by authorised persons and recognised maintenance companies.

EN Operating Instructions Security Information

- No changes may be made to the containers, for example by casting or welding work.
- Fire extinguishers should be cleaned regularly using only a damp cloth. Do not use strong cleaning agents.
- The container can only be used as a fire extinguisher container.
- Do not expose to direct sunlight or heat, otherwise there is a risk that the extinguisher will lose pressure automatically through the overpressure safety device.
- It is recommended that a protective case be used if the fire extinguisher is installed outdoors.
- Only dispose of the extinguishing media and the decompressed and completely empty extinguisher through an authorised waste management company.
- Fire extinguishers should always be placed on the special stands that come with them or on special floor stands. It is recommended to avoid direct contact with the floor.
- Fire extinguishers must always be fastened securely when mounted on a vehicle. The fire extinguishers must be mounted in a special receptacle in such a way that it the extinguisher not damaged by the normal vibration or movement. A suitable protective case must be used when a fire extinguisher is to be mounted on the outside of the vehicle (truck).
- This fire extinguisher may only be transferred to third parties together with these instructions for use!

Operational Data for the Fire Extinguisher with Extinguishing Media (User Data)















The information on the extinguisher labeling, such as the operating temperature range, operating pressure, quantity of extinguishing agent, quantity of propellant gas or pressure, applies to the extinguisher when it is ready for use.

IN CASE OF FIRE

- If you are trapped by fire do not panic
- Raise the alarm and make sure the Fire Service is notified
- Use the nearest fire extinguisher

**The Fire Extinguisher Visual Inspection and
Maintenance Procedure is defined by each
country's National Legislation.**

Instructions for the Use of Portable or Wheeled Fire Extinguishers

CORRECT	INSTRUCTIONS	WRONG
	<p>Tackle the fire with the wind at your back.</p>	
	<p>To deal with a fire originating from solid fuels, target the origin of the fire.</p>	
	<p>To deal with a fire from liquid fuels, aim and start extinguishing from the base forwards.</p>	
	<p>To deal with a fire caused by leaking fuel gas, start at the point of leakage.</p>	
	<p>It is better to use several extinguishers at once rather than in sequence.</p>	
	<p>Do not leave immediately after the fire has been extinguished. There is a risk that it might reignite.</p>	
	<p>Ensure that the fire extinguishers which have been used are refilled and serviced as required.</p>	

**BEFORE STARTING TO EXTINGUISH THE FIRE,
 FOLLOW THE STEPS GIVEN ON THE LABEL
 ON THE BODY OF THE FIRE EXTINGUISHER TO ACTIVATE IT**



CATEGORIES OF FIRE



Category A:
These are fires caused by burning solid materials (e.g. wood, paper, straw, textiles, plastics, etc.)



Category B:
These are fires caused by liquid fuels or liquefied gases (e.g. ether, alcohol, petrol, gasoline, oils, grease, etc.)



Category C:
These are fires caused by gaseous fuels (e.g. methane, propane, butane, acetylene, hydrogen, etc.)



Category D:
These are fires caused by burning metals (e.g. sodium, potassium, magnesium)



Category E:
These are fires caused by live electrical appliances or installations.



Category F:
These are fires caused by cooking fats and oils.

WATER FIRE EXTINGUISHER	✓	✗	✗	✗	✗	✗
WATER MIST FIRE EXTINGUISHER	✓	✗	✗	✗	✓	✓
FOAM FIRE EXTINGUISHER	✓	✓	✗	✗	✗	✗
DRY POWDER FIRE EXTINGUISHER	✓	✓	✓	✗	✓	✗
CARBON DIOXIDE FIRE EXTINGUISHER	✗	✓	✗	✗	✓	✗
FIRE EXTINGUISHER ABF-WET CHEMICAL	✓	✓	✗	✗	✓	✓
FIRE EXTINGUISHER FOR METALS	✗	✗	✗	✓	✓	✗