



G13



IP 66



IK08



SIF



CONSTRUCTION

Enclosure: Epoxy/polyester powder-coated sheet steel

Diffuser: flat borosilicate glass with a high thermal and mechanical stability

Gasket: EPDM formed gasket

All-pole are disconnected via NO switch when glass cover is opened.

The light fitting is normally supplied without light sources, two Ex e cable glands M25, one Ex e plug M25 and with two ring screw M8 (pendant version).

TECHNICAL DATA

Certificate:	FIDI 19 ATEX 0048
Marking:	CE 0722
Apparatus category:	II 2G II 2D
Marking of explosion protection:	Ex db eb mb IIC T4 Gb Ex tb IIIC T80°C Db
Ambient temperature:	-20°C ≤ Ta ≤ +50°C
Degree of protection:	IP 66, category 1
Resistance to shock:	IK 08
Protection class :	I (protective earthing)
Rated voltage:	220-240 V
Frequency:	50/60 Hz
Power factor:	λ=0,95
Ballast lumen factor:	98%
Light output ratio:	η=0,72%
End of life switch:	The electronic ballast, type SMP 07/12 fulfills the requirements according to IEC 61347-2-3 (simulation of the "end of life effect" of fluorescent lamps)
Estimated service life:	70 000 h at T _{amb} =40°C
Connecting terminals:	Terminal L1+L2+L3+ N + PE; max 3 x 4 mm ² , Terminal for protective earthing -PE; max 2 x 6 mm ² Terminal for external grounding, equipotential bounding , max 2 x 6 mm ²
Cable entry:	Two entries Ex e M25x1,5 for cable diameters Ø6-15 mm, and two Ex e plugs
Through wiring:	5x terminals 4x4 mm ² , max. 16 A, or looping of the cables (entry and exit on one side)
Disconnection of the light:	Switch with safety lock; when opening the central lock, all poles of the voltage supply to the ballast are disconnected
Packing:	The packing contains: 1 pcs 142X415X140 mm

MOUNTING

Pendant, on pipe, wall, ceiling mounting

- T8 fluorescent lamps
- Switch with safety lock; when opening the central lock, all poles of the voltage supply to the ballast are disconnected
- In case of a lamp fault, the electronic ballast disconnects the defective lamp from the power supply
- Recessed mounting set for clear / clean rooms

Fluorescent light fitting

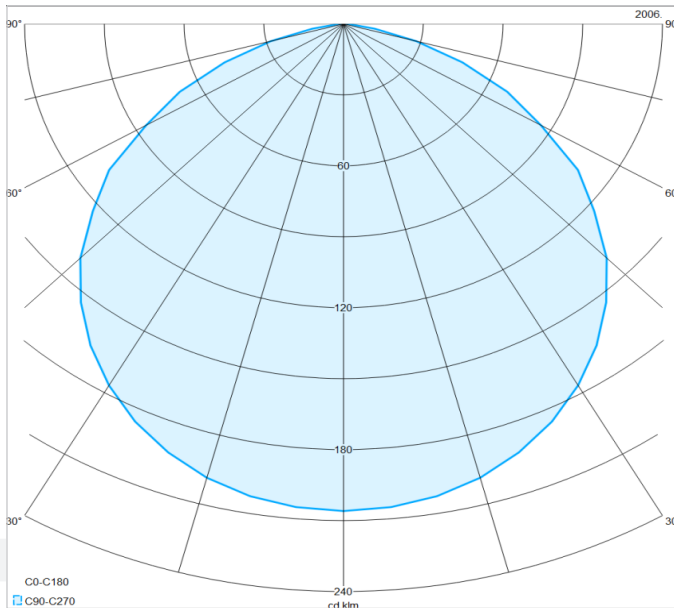
MODEL CODE

SIF . 36 - .

- Installation/mounting method
 - 1 - pendant light fitting
 - 2 - mounting light fitting for clean area
- Power of fluorescent lamps
- Number of fluorescent lamps
 - 2 - two fluorescent lamps
 - 4 - four fluorescent lamps
- Basic type code

Model code	Wattage	Luminous flux [lm]	Weight
SIF 236	2x36 W	2 x 3350	25 kg
SIF 436	4x36 W	4 x 3350	27 kg

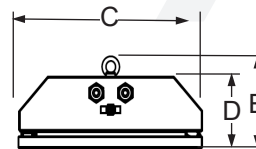
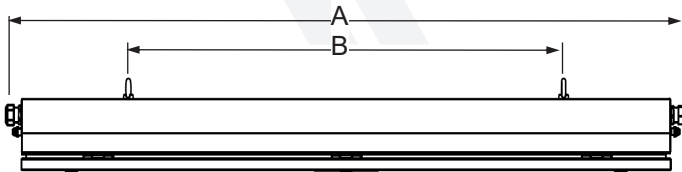
POLAR CURVE



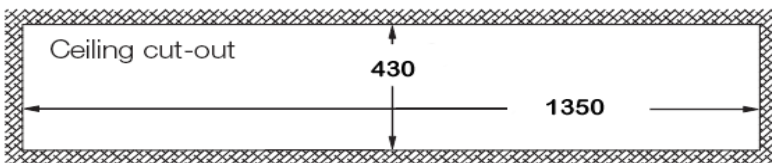
RECESSED LIGHT FITTING



DIMENSION DRAWING (mm)



A	B	C	D	E
1410	900	380	120	155



SPARE PARTS AND ACCESSORIES

Sketch	Description	Code	Sketch	Description	Code
	Gasket SIF	SIF 10-130		Glass cover SIF	SIF 10-140
	El. ballast SMP	SMP 08/11		Wall mounting set on 45°	SIF 20-140
	Ring bolt M8	-		Recessed mounting set	SIF 20-150

All technical data is relevant at the time of print.