


## Data Sheet

Pressure transmitter  
Type **MBS 3300** and **MBS 3350**

For high temperature marine applications



The compact high temperature pressure transmitter is designed for use in almost all marine applications, and offers a reliable pressure measurement, even under harsh environmental conditions.

The flexible pressure transmitter programme covers different output signals, absolute or gauge (relative) versions, measuring ranges from 0 – 1 to 0 – 600 bar and a wide range of pressure and electrical connections.

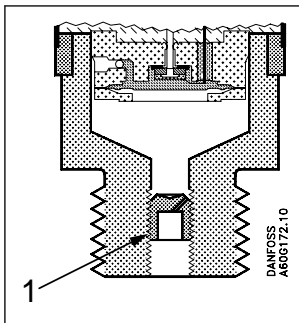
A robust design, an excellent vibration stability, and a high degree of EMC / EMI protection equip the pressure transmitter to meet the most stringent marine requirements.

**Features**

- Designed for use in severe maritime environments
- For medium and ambient temperatures up to 125 °C
- All standard output signals:
  - Ratiometric 10 - 90% of supply
  - 4 – 20 mA
  - 0 – 5 V, 1 – 5 V, 1 – 6 V, 0 – 10 V
- Enclosure and wetted parts of AISI 316L
- A wide range of pressure and electrical connections
- Fully digitally compensated
- For use in ATEX Zone 2 explosive atmospheres
- UL approved

## Applications

### **Application and media conditions (MBS 3350)**



#### 1 Pulse-snubber

#### **Application**

Cavitation, liquid hammer and pressure peaks may occur in liquid filled hydraulic systems with changes in flow velocity, e.g. fast closing of a valve or pump starts and stops.

The problem may occur on the inlet and outlet side, even at rather low operating pressures.

#### **Media condition**

Clogging of the nozzle may occur in liquids containing particles. Mounting the transmitter in an upright position minimizes the risk of clogging, because the flow in the nozzle is limited to the startup period until the dead volume behind the nozzle orifice is filled.

The media viscosity has only little effect on the response time. Even at a viscosities up to 100 cSt, the response time will not exceed 4 ms.

## Product specification

### Technical data

**Table 1: Performance (EN 60770)**

Accuracy (incl. non-linearity, hysteresis and repeatability)	$\leq \pm 0.5\%$ FS (typ.) $\leq \pm 1.0\%$ FS (max.)	
Non-linearity BFSL (conformity)	$\leq \pm 0.2\%$ FS	
Hysteresis and repeatability	$\leq \pm 0.1\%$ FS	
Thermal error band (compensated temperature range)	$\leq \pm 1.0\%$ FS	
Response time	Liquids with viscosity < 100 cSt	< 4 ms
	Air and gases (MBS 3350)	< 35 ms
Overload pressure (static)	6 × FS (max. 1500 bar)	
Burst pressure	6 × FS (max. 2000 bar)	
Power-up time	< 50 ms	
Durability, P: 10 – 90% FS	> 10 × 10 <sup>6</sup> cycles	
MTTFd - Calculation based on the SN 29500	> 100 years	

**Table 2: Electrical specifications**

Nom. output signal (short-circuit protected)	4 – 20 mA	0 – 5 V, 1 – 5 V, 1 – 6 V	0 – 10 V	10 – 90% of supply voltage
Supply voltage [U <sub>B</sub> ], polarity protected	9 – 32 V DC (12 / 24 V DC nom.)	9 – 32 V DC (12 / 24 V DC nom.)	15 – 32 V DC (12 / 24 V DC nom.)	4.5 – 5.5 V DC (5 V DC nom.)
Supply – current consumption	–	$\leq 5$ mA	$\leq 8$ mA	$\leq 5$ mA - 5 V
Supply voltage dependency	< 0.1% FS / 10 V	< 0.05% FS / 10 V		–
Ratiometricity	–	–		< 0.05% FS / 4.5 - 5.5 V
Output limitation	22.4 mA	0-5 V: 5.75 V 1-5 V: 5.6 V 1-6 V: 6.75 V	0-10 V: 11.5 V	≈ supply voltage
Sink / Source	–	< 1 mA		
Load [R <sub>L</sub> ]	R <sub>L</sub> ≤ (U <sub>B</sub> - 9 V) / 0.02 A	R <sub>L</sub> ≥ 10 kΩ	R <sub>L</sub> ≥ 15 kΩ	R <sub>L</sub> ≥ 10 kΩ at 5 V DC

**Table 3: Environmental conditions**

Sensor operating temperature (depending on gasket material)	4 – 20 mA	-40 – 100 °C	
	10 – 90% of supply voltage 0 – 5 V, 1 – 5 V, 1 – 6 V, 0 – 10 V	-40 – 125 °C	
Media temperature range		-40 – 125 °C	
Ambient temperature range (depending on electrical connection)		See <a href="#">Electrical connections</a>	
Compensated temperature range		0 – 100 °C	
Transport/storage temperature range		-50 – 125 °C	
EMC – Emission		EN 61000-6-3	
EMC – Immunity		EN 61000-6-2	
Insulation resistance		> 100 MΩ at 500 V DC	
Vibration stability	Sinusoidal	15.9 mm-pp, 5 Hz – 25 Hz 20 g, 25 Hz – 2 kHz	IEC 60068-2-6
	Random	7.5 g <sub>rms</sub> , 5 Hz – 1 kHz	IEC 60068-2-64
Shock resistance	Shock	500 g / 1 ms	IEC 60068-2-27
	Free fall	1 m	IEC 60068-2-32
Enclosure (depending on electrical connection)		See <a href="#">Electrical connections</a>	

**Table 4: Explosive atmospheres**

Zone 2 applications <sup>(1)</sup>	<b>II 3G</b> <b>Ex ec IIA T3 Gc</b> <b>-20°C &lt; Ta &lt; +85°C</b>	EN60079-0; EN60079-7
------------------------------------	---	----------------------

<sup>(1)</sup> When used in ATEX Zone2 areas at temperatures <-10 °C the cable and plug must be protected against impact.

- Only versions with EN 175301-803-A, Screened cable, Flying leads, ISO 15170 Bayonet or Deutsch DT04-4p
- Deutsch DT04-4P: Must be installed in an enclosure that complies with the impact requirements in accordance to EN 60079-0

## Pressure transmitter, type MBS 3300 and MBS 3350

**Table 5: Mechanical characteristics**

Materials	Wetted parts	EN 10088-1; 1.4404 (AISI 316 L)
	Enclosure	EN 10088-1; 1.4404 (AISI 316 L)
	Electrical connections	See <a href="#">Electrical connections</a>
	Pressure connections	See <a href="#">Electrical connections</a>
Net weight (depending on pressure connection and electrical connection)		0.2 – 0.3 kg

## Dimensions/Combinations

Type code	A1	A6	A9/H3	F4 / DG	E3	C8
	EN 175301-803-A Pg 9	EN 175301-803-A Pg 11	EN 175301-803-A Pg13.5 and M20	Cable screened ship 2 m / 3 m	IEC 61076-2-101; M12 x1 male excl. female plug	ISO 15170-A1-3-2-Sn Bayonet
	G¼ A (EN 837)	G¼ (DIN 3852-E)	G½ A (EN 837)	¼ - 18 NPT	G¼ A female with flange	
<b>Type code</b>	<b>AB04</b>	<b>GB04</b>	<b>AB08</b>	<b>AC04</b>	<b>CD28</b>	
Recommended torque <sup>1)</sup>	30 - 35 Nm	30 - 35 Nm	30 - 35 Nm	2 - 3 turns after finger tightened		

<sup>1)</sup> Depends on various parameters such as seal material, coupling material, thread lubrication and pressure level

## Electrical connections

Table 6: Standard Electrical connections

Type code See <b>Dimensions/Combinations</b>	A0 / A1 / A6 / A9 / H3	DG	F4	E3	C8
	EN 175301-803-A, 4PIN male, Pg9, Pg11, Pg13.5 and M20	Cable screened ship, 3 m	Cable screened ship 2m	IEC 61076-2-101 M12 x 1; 4-pin	ISO 15170-A1-3.2-Sn Bayonet
Ambient temperature 4 - 20 mA output	-40 – 100 °C	-30 – 100 °C	-30 – 100 °C	-25 – 90 °C	-40 – 100 °C
Ambient temperature 0 - 5 V, 1 - 5 V, 1 - 6 V, 0 - 10 V and ratiometric output	-40 – 125 °C	-30 – 125 °C	-30 – 125 °C	-25 – 90 °C	-40 – 125 °C
Enclosure (IP protection fulfilled together with mating connector)	IP65	IP67	IP67	IP67	IP67
Atex Zone 2 enclosure	IP54				
Material	Glass filled polyamid, PA 6.6	RTFRO with PE shrinkage tubing	RTFRO with PE shrinkage tubing	Nickel plated brass, CuZn/Ni	Glass filled polyester PBT
Electrical connection, 4 – 20 mA output (2 wire)	Pin1: + supply Pin 2: ÷ supply Pin 3: not used  Earth: Connected to MBS enclosure	Black wire: + supply Blue wire: ÷ supply Brown wire: not used Screen: Connected to MBS enclosure	Black wire: + supply Blue wire: ÷ supply Brown wire: not used Screen: Connected to MBS enclosure	Pin 1: + supply Pin 2: not used Pin 3: not used Pin 4: - supply	Pin 1: + supply Pin 2: ÷ supply Pin 3: not used Pin 4: not used
Electrical connection, 0 – 5 V, 1 – 5 V, 1 – 6 V, 0 – 10 V and ratiometric output	Pin1: + supply Pin 2: ÷ supply <sup>(1)</sup> Pin 3: + output  Earth: Connected to MBS enclosure	Black wire: + supply Blue wire: ÷ supply <sup>(1)</sup> Brown wire: + output Screen: Connected to MBS enclosure	Red wire: + Supply Black wire: - supply <sup>(1)</sup> Brown wire: Output Orange: not used Screen: not connected to MBS enclosure	Pin 1: + supply Pin 2: not used Pin 3: + output Pin 4: - supply <sup>(1)</sup>	Pin 1: + supply Pin 2: output Pin 3: Ventilation Pin 4: ÷supply <sup>(1)</sup>

<sup>(1)</sup> Common

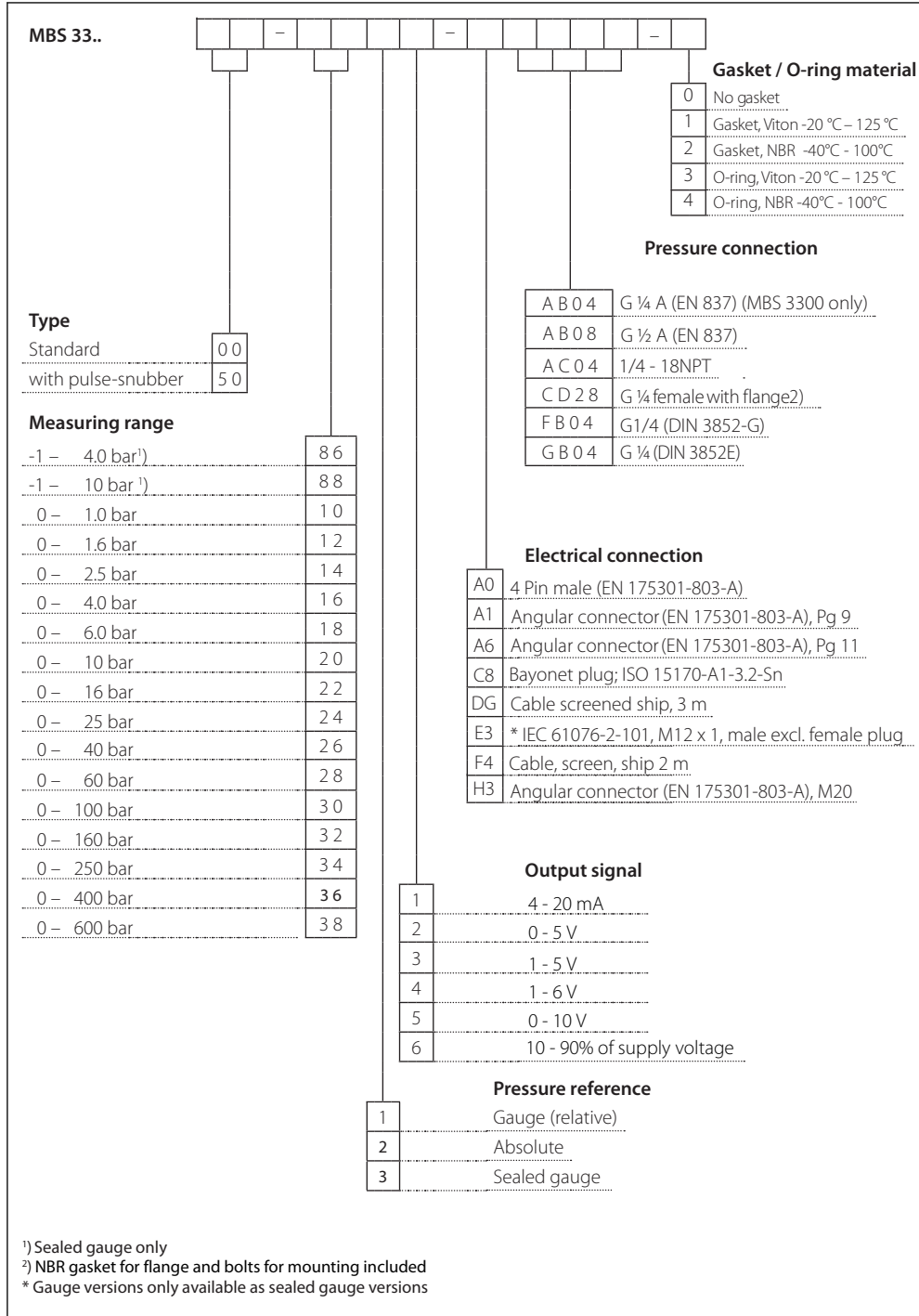
**NOTE:**

Please check [Store.danfoss.com](https://store.danfoss.com) to find the correct variant for your requirements

## Ordering

### Ordering standard

Figure 1: MBS ordering standard



**NOTE:** Non-standard build-up combinations may be selected. However, minimum order quantities may apply. Please contact your local Danfoss office for further information or request on other versions.

## Certificates, declarations and approvals

The list contains all certificates, declarations, and approvals for this product type. Individual code number may have some or all of these approvals, and certain local approvals may not appear on the list.

Some approvals may change over time. You can check the most current status at [danfoss.com](http://danfoss.com) or contact your local Danfoss representative if you have any questions.

### Valid certificates and declarations

Table 7: Certificates and declarations

File name	Document type	Document topic	Approval authority
08472-E0 BV	Safety certificate	Marine approval	BV
TJ20PTB00030	Safety certificate	Marine approval	CCS
064G9615.11	EU_UK Declaration	ATEX/EMC/RoHS	Danfoss
TAA000025S rev. 1	Safety certificate	Marine approval	DNV GL
CPH 04967-AE006	Safety certificate	Marine approval	KR
2008558TA	Safety certificate	Marine approval	LR
TA20389M	Safety certificate	Marine approval	NKK
ELE098420XG	Safety certificate	Marine approval	RINA
CRN.OF18477.5123467890YTN	Pressure - Safety certificate	CRN	TSSA
E311982	Electrical - Safety Certificate	-	UL
E494625	Electrical - Safety Certificate	-	UL
E227388	Electrical - Safety Certificate	Hazardous Locations	UL
E31024	Electrical Safety Certificate	-	UL
SMS.W.II-2179-C.0	Marine	Manufacturing Permission	BV
E510763	Electrical - safety certificate	Hazardous Locations	UL

## Online support

Danfoss offers a wide range of support along with our products, including digital product information, software, mobile apps, and expert guidance. See the possibilities below.

### The Danfoss Product Store



The Danfoss Product Store is your one-stop shop for everything product related—no matter where you are in the world or what area of the cooling industry you work in. Get quick access to essential information like product specs, code numbers, technical documentation, certifications, accessories, and more.

Start browsing at [store.danfoss.com](https://store.danfoss.com).

### Find technical documentation



Find the technical documentation you need to get your project up and running. Get direct access to our official collection of data sheets, certificates and declarations, manuals and guides, 3D models and drawings, case stories, brochures, and much more.

Start searching now at [www.danfoss.com/en/service-and-support/documentation](https://www.danfoss.com/en/service-and-support/documentation).

### Danfoss Learning



Danfoss Learning is a free online learning platform. It features courses and materials specifically designed to help engineers, installers, service technicians, and wholesalers better understand the products, applications, industry topics, and trends that will help you do your job better.

Create your Danfoss Learning account for free at [www.danfoss.com/en/service-and-support/learning](https://www.danfoss.com/en/service-and-support/learning).

### Get local information and support



Local Danfoss websites are the main sources for help and information about our company and products. Find product availability, get the latest regional news, or connect with a nearby expert—all in your own language.

Find your local Danfoss website here: [www.danfoss.com/en/choose-region](https://www.danfoss.com/en/choose-region).

### Spare Parts



Get access to the Danfoss spare parts and service kit catalog right from your smartphone. The app contains a wide range of components for air conditioning and refrigeration applications, such as valves, strainers, pressure switches, and sensors.

Download the Spare Parts app for free at [www.danfoss.com/en/service-and-support/downloads](https://www.danfoss.com/en/service-and-support/downloads).

#### Danfoss A/S

Climate Solutions • [danfoss.com](https://danfoss.com) • +45 7488 2222

Any information, including, but not limited to information on selection of product, its application or use, product design, weight, dimensions, capacity or any other technical data in product manuals, catalogues descriptions, advertisements, etc. and whether made available in writing, orally, electronically, online or via download, shall be considered informative, and is only binding if and to the extent, explicit reference is made in a quotation or order confirmation. Danfoss cannot accept any responsibility for possible errors in catalogues, brochures, videos and other material. Danfoss reserves the right to alter its products without notice. This also applies to products ordered but not delivered provided that such alterations can be made without changes to form, fit or function of the product.

All trademarks in this material are property of Danfoss A/S or Danfoss group companies. Danfoss and the Danfoss logo are trademarks of Danfoss A/S. All rights reserved.