

LED

IP 66



IK08

T<sub>a</sub>  
-30 +55

DALI

Ex  
ATEX

EAC

UK  
CA

- Central locking with internal switch
- Through-wiring
- LED modules with innovative encapsulation
- Estimated service life up to 70 000 hours
- High color rendering index CRI 80
- With OVP, OCP, OTP protection
- Autonomous reactivation after recovery
- Color temperature: 4300K / other CCT on request
- DALI for controlling and monitoring the luminaire on request

# PSF LED



## CONSTRUCTION

Enclosure: SMC polyester plastic reinforced with glass fiber, color RAL 7038

Diffuser: PC polycarbonate plastic

Gasket: silicone

Central locking: can be opened/closed using a socket key SW8, hinged lamp cover


The light fitting is normally supplied with socket key, two Ex eb cable glands M25, two Ex eb plugs M25 and with mounting set PSF 30-110

## TECHNICAL DATA

<b>Certificate:</b>	FIDI 19 ATEX 0029 EAC RU C-HR.HB07.B.00276/20 CML 21 UKEX 11158
<b>Marking:</b>	CE 0722
<b>Apparatus category:</b>	II 2GD
<b>Marking of explosion protection:</b>	Ex db eb mb op is IIC T4 Gb Ex tb op is IIIA/IIIC T80°C Db
<b>Ambient temperature:</b>	-30°C ≤ T <sub>a</sub> ≤ +55°C -30°C ≤ T <sub>a</sub> ≤ +40°C
<b>Degree of protection:</b>	IP 66 category 1
<b>Resistance to shock:</b>	IK 08
<b>Protection class :</b>	I (protective earthing)
<b>Rated voltage:</b>	100-305 VAC / 142-431 VDC
<b>Frequency:</b>	50/60 Hz
<b>Rated power:</b>	See model code table
<b>Estimated service life:</b>	L70B10C10: T <sub>amb max</sub> 35 000 h T <sub>amb max -10°C</sub> 60 000 h T <sub>amb max -20°C</sub> 70 000 h
<b>Connecting terminals:</b>	L1, L2, L3, N, PE - max. 2,5 mm <sup>2</sup>
<b>Cable entry:</b>	Two entries Ex eb M25x1,5 for cable diameters Ø7-15 mm, and two Ex eb plugs
<b>Packing:</b>	The packing contains: 1 pcs PSF 52 LED: 1380x250x180 mm PSF 28 LED: 800x250x150 mm

## MOUNTING

Pendant, on pipe, wall, ceiling



Linear LED without and with LED diffuser



# Linear LED light fitting

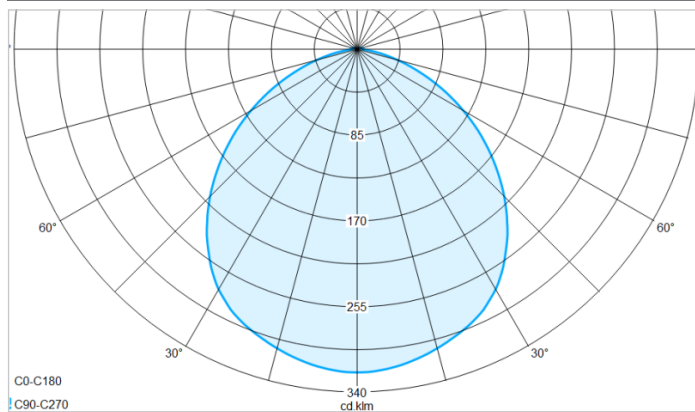
## MODEL CODE

MODEL CODE	Power consumption [W]	Voltage [V]	Light fitting Luminous flux [lm]	System efficacy [lm/W]	AMBIENT TEMP.	WEIGHT
PSF 28 LED-2	37 W	100-305 VAC 142-431 VDC	4880 lm	132	$-30^{\circ}\text{C} \leq T_a \leq +40^{\circ}\text{C}$	8,0 kg
PSF 52 LED-2	70 W		9390 lm			12,0 kg

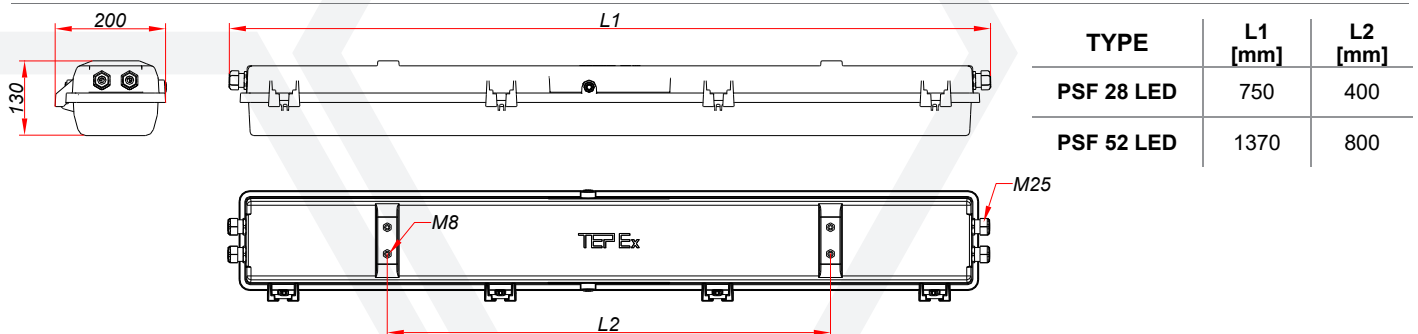
Version for the ambient temperature  $T_a \leq +55^{\circ}\text{C}$

PSF 28 LED-1	28 W	100-305 VAC 142-431 VDC	3820 lm	136	$-30^{\circ}\text{C} \leq T_a \leq +55^{\circ}\text{C}$	8,0 kg
PSF 52 LED-1	52 W		7110 lm			12,0 kg

## POLAR CURVE



## DIMENSION DRAWING (mm)



## SPARE PARTS AND ACCESSORIES

SKETCH	DESCRIPTION	CODE	SKETCH	DESCRIPTION	CODE
	Diffuser PSF	PSF LED 28 10-120 PSF LED 52 20-120		PSF Wall / Ceiling mounting set	PSF 30-110
	Gasket PSF	PSF LED 28 10-130 PSF LED 52 20-130		PSF Pipe mounting set	PSF 30-120
	Internal reflector with LED module	LEDEX 03/28 LEDEX 03/52		PSF Wall / Ceiling mounting set	PSF 30-130
	LED driver	DRIVEx 01/28 DDRIVEx 01/52		Ring bolt M8	PSF 30-140
	LED diffuser	PSF LED 30-80		Socket key SW8	PSF 20-160

All technical data is relevant at the time of print.